



Comments
by G.Febres
World Bank



**Global Forum on Gender Statistics, March 27-29, Dead Sea,
Jordan**



**Women in Rural Areas, Women's Employment in
Informal Sector, Informal Employment and Unpaid
Work**



Panel 1b

Presentations by:



Valentina
Stoevska, ILO
**Employment and
Gender
Differences in the
Informal
Economy**



Dipanka Roy,
Bangladesh
**Economic
Empowerment of
Women in
Bangladesh**



Manal Sweidan,
Jordan
**Female Home-
Based Work and
Entrepreneurship in MENA**



Jose Antonio
Mejia Guerra,
INEGI, Mexico
**Time Use Surveys
in Mexico to
observe Gender
Inequality**



Bernice Serwah
Ofosu-Baadu,
Ghana
**Women in Rural
Areas**

Why?

Focusing exclusively on LFP provides only a partial picture of women's and men's experience in the Labour Market

1

Despite significant progress in FLFP over the last 20 years, pervasive, persistent and consistent gender differences remain.

2

Informal jobs, within and outside informal sector (IS) enterprises, are an important source of employment and a main contributor to economic growth in many developing countries. IS and IE can have a role of creating jobs, providing income and in the production of goods and services.

3

However, despite the positive role of IS and IE, in most cases, it represents a survival strategy in the face of inadequate job opportunities in the formal sector; of social safety nets, of low wages. Workers in IE are NOT covered by formal labour arrangements, they lack protection, rights, and representation. They are often vulnerable and trapped in poverty.

4

1. ILO: Employment and Gender Differences in the Informal Economy

- Work in any economy is dispersed between the “**informal-formal**” continuum, in which greater degrees of formality indicate effective regulation and access to rights, social protection and collective bargaining power.
- Conceptual framework: *EMPLOYMENT* in the *INFORMAL ECONOMY* (as per ICLS 1993)
- Statistics need to **be detailed enough** to show the different conditions of employment of women and men. However, adequate measurement of the informal sector is often lacking
- NEED for further disaggregation



2. Bangladesh: Economic Empowerment of Women in Bangladesh

- Based on LFS (2002-03, 2005-06, 2010) and HHIES (2000, 2005, 2010); and Bangladesh IS Survey (2010)
- Rapid increase of FLFP;
- An alarming % of female unpaid family workers – 65.22% vs 10.58% male unpaid family workers
- ** *The largest difference in profitability b/w female-owned and male-owned businesses (8 times higher in firms operated by men)*
WB WDR 2012



Bangladesh *(continued)

- *Informal sector* is a primary source of livelihood for many women
- FHHs experience lower level of poverty, and enjoy more welfare than MHHs. But: higher inequality in consumption.

Questions to the presenter:

- Could this be because women who can "afford" to remain female-headed are usually those with the means to do so. Those without the means are often absorbed into other HHs and are thus invisible in the surveys.
- Or, could this be because of remittances from their husbands from abroad???
- Important to know how informal work status and poverty are linked with marital status (ever widowed/divorced/separated). (e.g. , Dominique van de Walle, in "Lasting effects of widowhood in a poor country" makes a strong case for the collection of more detailed marital history data which will enable policy makers to go **beyond** the analysis of male vs female headed households (on the example of Mali)

3. Jordan: Female Home-Based Work and Entrepreneurship in MENA

- Example of how good data can be useful from a policy perspective. It allows to test hypotheses and find out which are the most important constraints vulnerable women face.
- “Explosive” data! -- Female VS male LFP rates across 3 MENA capitals (as per 2008 survey)= 90% to 25% in Amman, 84% to 23% in Cairo and 82% to 14% in Sana’a.
- Now: how to measure women's work status systematically, to track women's progress, and assess how their work outcomes relate to education, life cycle characteristics (marriage, children), and other important characteristics.
- Need to incorporate pilot survey questions to regular surveys collected by the NSSs



Jordan: main findings: (cont.)

- Middle class married women with secondary education are the “forgotten middle”
- A major barrier to women’s work inside and outside of home are social norms and conservative attitudes (higher barrier than child and elderly care)
- Home-based work and informal work are far less prevalent than expected – there are no substitutes for formal jobs.



4. Ghana: Women in Rural Areas

- Government waking up to GE and WE (legislation, programs, gender-responsive budgeting since 2007)
- 60.2% of economically active population in IS are women (GLSS 2005/06)
- Rural women play a critical role in agricultural production (49.9% of total population, 55% -own account workers, 37.9% - contributing family member
- 70.2% - agriculture/fishery workers
- Cultural norms/violation of rights, discrimination of rural women
- Lack of SDD and gender-sensitive indicators – need for advocacy for evidence-based decision making



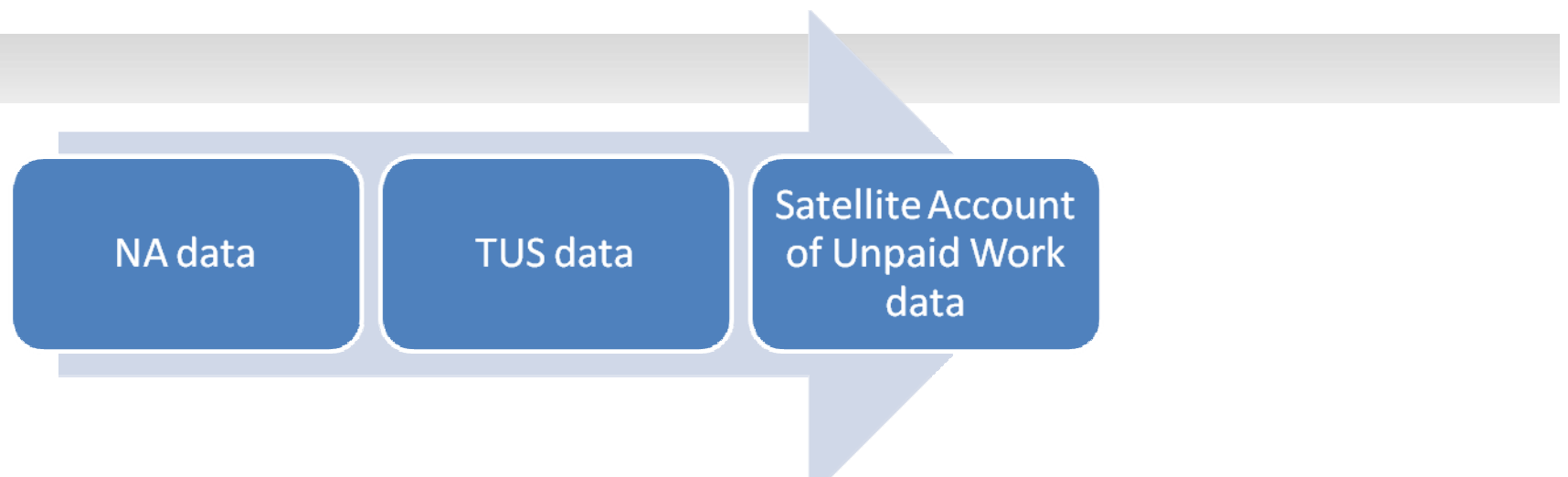
5. Mexico: Time Use Surveys in Mexico to observe gender inequality

- Based on TU modules of 1996, 1998, 2002, and special National TUS of 2009; National Labour Survey; and Satellite Account on Unpaid Work
- The Time Use surveys are the source of information on the activities of daily life. Time Use surveys analyse the problems of reconciling paid work, unpaid work and free time;
- TUS provided clear evidence of the roles played by women and men in family and social life, and gender inequality in time use;




Mexico Satellite Account of Unpaid HH work

- Economic value of unpaid work of HH;
- Analysis of the contribution of HHs to the national economy by giving an economic value to the production of HH services for consumption within HH, not included in the production of National Accounts;



Mexico: main findings speak for themselves

% distribution of hours for unpaid HH work:

- **Care for children 6 years and under** – 82.6% females vs. 17.4% males
 - **Care for adults over 60 years old** - 65.9% females vs. 34.1% males
 - **Food**: 87.5% females vs. 12.5% males
 - **Cleaning**: 77.6% females vs. 22.4% males
 - **HH management** – 61.0% females vs. 39% males.
- 

Recommendations

- Understanding the reasons of low FLFP is vital for designing specific policies and interventions to increase opportunities for women;
- A lot of data comes across, different sources of data and different instruments are used for data collection: LFSs, TUSs, HHIESs, LSMS, NA, etc. Need to ensure that data follows internationally recommended standards, definitions and methodologies, with a minimum of 3-year intervals, on a consistent basis.
- Regardless of what sources and instruments used they have to be systematically conducted and become part of NSDS (World Bank's TFSCB, STATCAP, earlier -MAPS).



Tapping donor resources

- The share of total bilateral aid in the rural dev-t sector is 44% (1.9 billion committed by 23 DAC countries)
- Busan Joint Action Plan for Gender Equality and Development – Evidence and Data for Gender Equality (EDGE) initiative aims to improve the availability & use of statistics that capture gender gaps in economic activity and harmonize data on education, employment, assets and entrepreneurship.

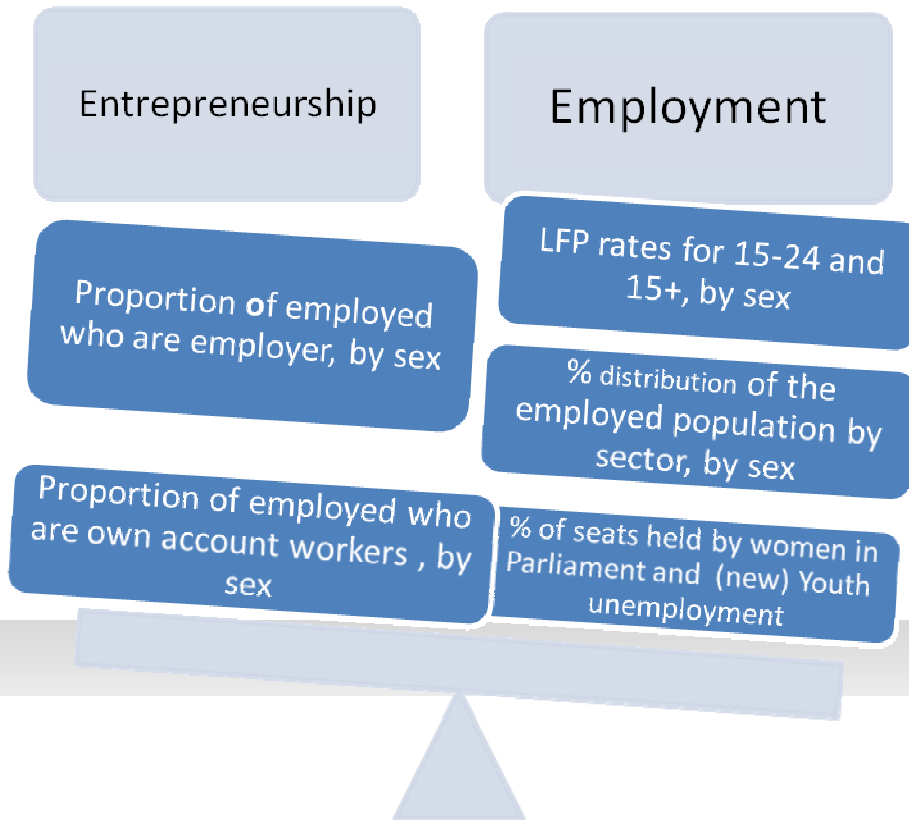


What is important?

- Comparability - across time (within the same country), across women and men (for all sectors), across countries
- Inclusion of dimensions important for women's welfare, such as capturing informal activities, TUSs, go deeper in analysis : marital histories, life cycle characteristics, family characteristics, etc.
- Go beyond male vs. female headship -- need to collect individually-disaggregated data to be able to drill down on the binding constraints that vulnerable women face. Comparing households by sex of head conceals gender inequities that might exist within households, and unless we measure it, we cannot track progress, we cannot monitor, we cannot evaluate whether policies and interventions are generating results.



Busan (Fourth HL Forum on Aid Effectiveness)
29 November-1 December 2011
Agreed List of Gender Equality Indicators



Strong case?

- In spite of different data sources/countries, main patterns are generalizable;
- Advocacy for GS (let's do our 5%);
- Importance of training and capacity building;
- GE is not only a matter of equal access to the labour market, and of equal opportunities to access jobs with adequate and comparable remuneration and decent working conditions. It is also a question of becoming self-empowered.

